



lumini Solucoes em Iluminacao LTDA
www.lumini.com.br
Email:laboratorio@lumini.com.br
Tel:+55 11 3437-5555 Fax:+55 11 3437-5555
Address:Rua Ferreira Viana, 716 - Socorro - São Paulo/SP

lumini

LumCAT:

Luminaire: no frame led darklight 8 serie 2 e fm

LampCAT: modulo led 3W 30K irc 90

Ballast type: led driver 700mA

Report No:

Voltage(V): 127.0000

Test No:

Current(A): 0.0330

Number of Lamps: 1

Power (W): 4.1000

Lamp flux(lm): 395.0

PF: 0.9600

Length(mm): 80

Width(mm): 25

Phm Type: C

Height(mm): 0

Photometric Results

Lumens(lm): 333.03, Efficiency(%): 84.31% , Luminous Efficacy(lm/W): 81.23

Central intensity(cd): 1089.983, Maximum intensity(cd): 1089.983

Angle of maximum intensity: C=0.0 γ =0.0

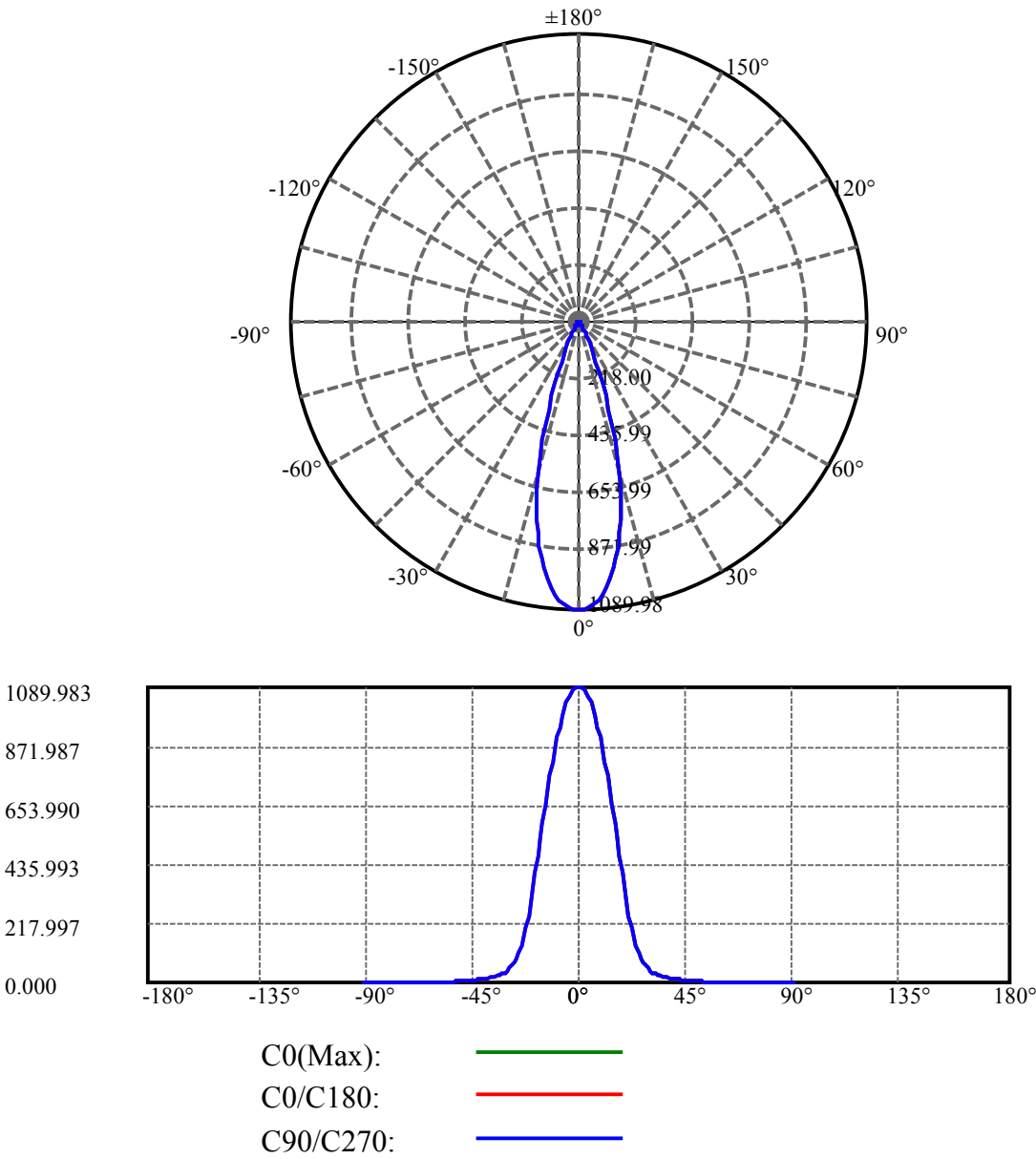
Beam angle of C0 plane : 31.56

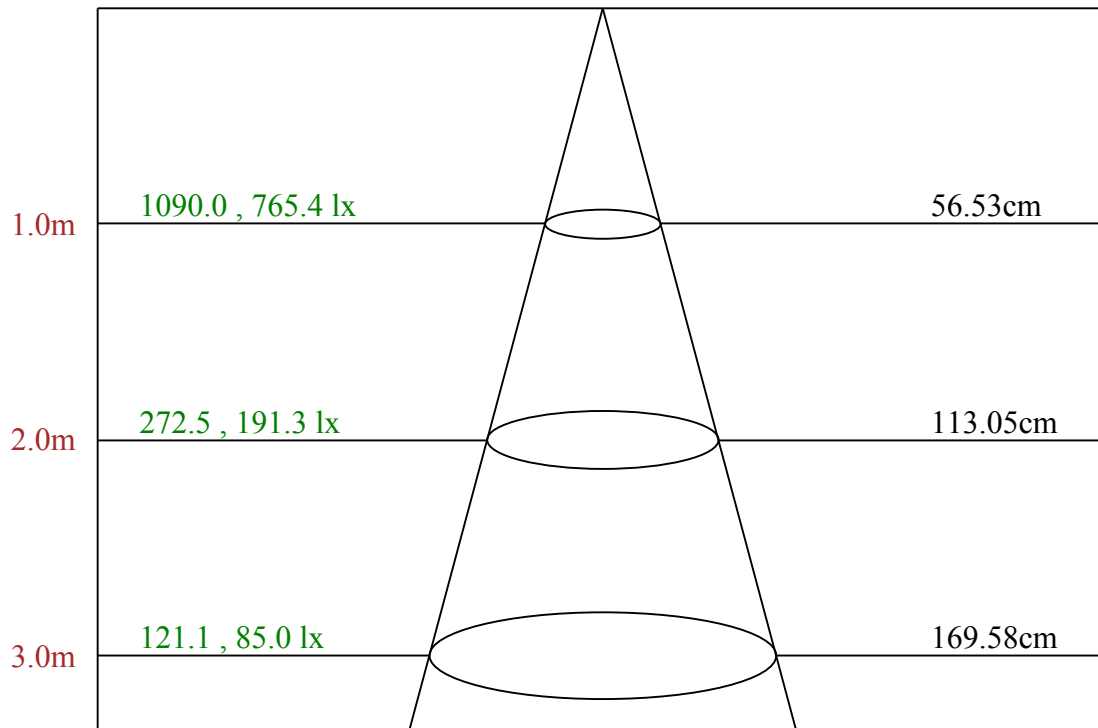
Aveage BeamAngle(IEC 61341):31.56

Equipment: equipamento lumini
Temperature(°C): 25.5

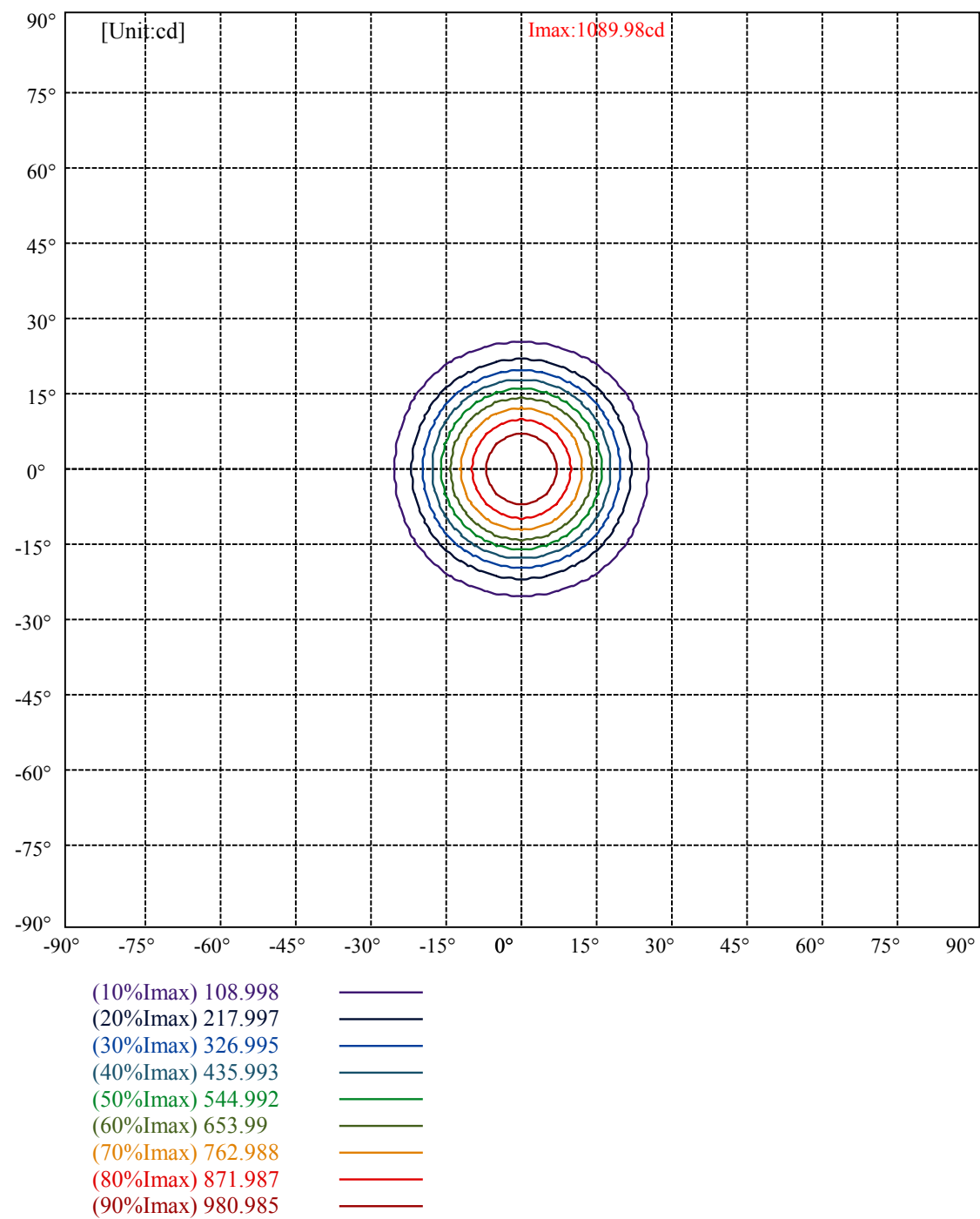
Date: 7/24/2024
Humidity(%): 55.0%

Operator: 01
Distance(m): 6.90





Max , Ave Beam angle of C0 plane 31.56



lumini

Luminance Limiting Curve(no luminous side)

Appendix Page: 5 Total:5

Luminance Table

| γ | 45 | 50 | 55 | 60 | 65 | 70 | 75 | 80 | 85 |
|----------|------|------|------|------|------|------|------|------|------|
| C0 | 5252 | 3296 | 1992 | 1476 | 1465 | 1601 | 1931 | 2879 | 5736 |
| C45 | 5252 | 3296 | 1992 | 1476 | 1465 | 1601 | 1931 | 2879 | 5736 |
| C90 | 5252 | 3296 | 1992 | 1476 | 1465 | 1601 | 1931 | 2879 | 5736 |

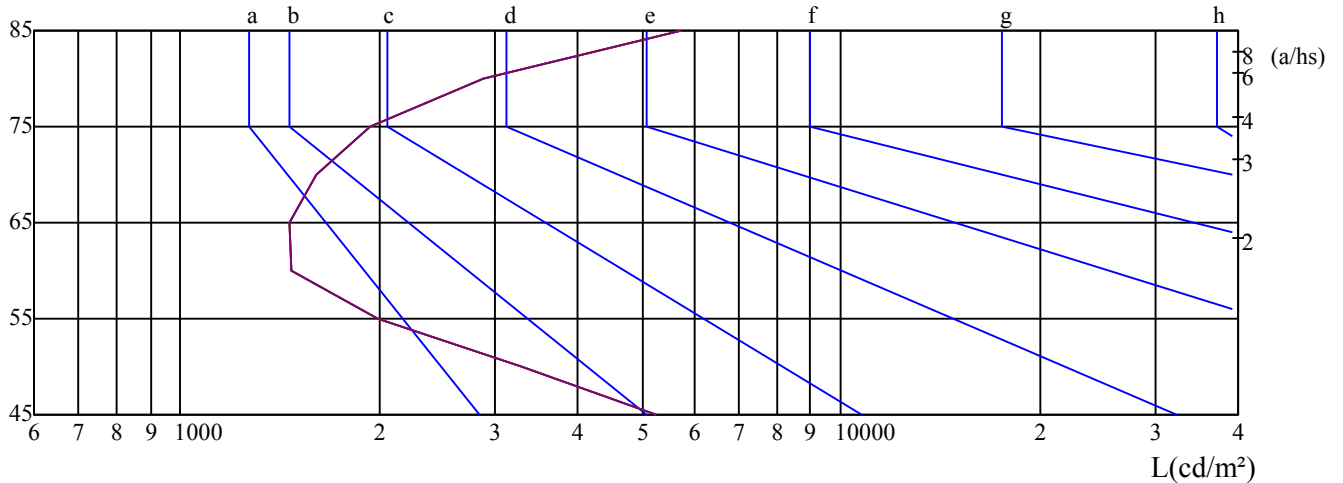
| L(Hor)(65) | L(Ver)(65) | L45(65) | L(Hor)(75) | L(Ver)(75) | L45(75) | L(Hor)(85) | L(Ver)(85) | L45(85) |
|------------|------------|---------|------------|------------|---------|------------|------------|---------|
| 1465 | 1465 | 1465 | 1931 | 1931 | 1931 | 5736 | 5736 | 5736 |

Glare Table

| Glare | Quality | Service Values Illuminance(lx) | | | | | | | |
|-------|---------|--------------------------------|------|------|------------|------------|------------|------------|------------|
| 1.15 | A | 2000 | 1000 | 500 | ≤ 300 | | | | |
| 1.5 | B | | 2000 | 1000 | 500 | ≤ 300 | | | |
| 1.85 | C | | | 2000 | 1000 | 500 | ≤ 300 | | |
| 2.2 | D | | | | 2000 | 1000 | 500 | ≤ 300 | |
| 2.55 | E | | | | | 2000 | 1000 | 500 | ≤ 300 |
| | | a | b | c | d | e | f | g | h |

Luminance Limiting Curve

$\gamma(^{\circ})$



C0 ———

C45 ———

C90 ———

Equipment: equipamento lumini
Temperature($^{\circ}$ C): 25.5

Date: 7/24/2024
Humidity(%): 55.0%

Operator: 01
Distance(m): 6.90